

Study Analysis Group 15  
Exoplanet Exploration Program Analysis Group

## Science Questions for Direct Imaging Missions

# DRAFT



Contact: Daniel Apai ([apai@arizona.edu](mailto:apai@arizona.edu))

April 25, 2016



# Table of Contents

Table of Contents	3
SAG15 Membership	5
Introduction	6
Overview of science questions	7
Discussion of Science Questions	8
A1. What is the diversity of planetary architectures? Are there typical classes/types of planetary architectures? How common are Solar System-like planetary architectures?	8
A2. What are the distributions and properties of planetesimal belts and eco-zodiacal disks in exoplanetary systems and what can these tell about the formation and dynamical evolution of the planetary systems?	11
A3. Are there natural classes of exoplanets and if so, what are these?	13
A4.	15
Category B: Questions on Exoplanet Properties	16
B1. How do rotational periods and obliquity vary with orbital elements and planet mass/type?	16
B2. Which rocky planets have liquid water on their surfaces? Which planets have continents and oceans?	20
B3. What are the origins and composition of clouds and hazes in ice/gas giants and how do these vary with system parameters??	22
B5. How do photochemistry, transport chemistry, surface chemistry, and mantle outgassing effect the composition and chemical processes in terrestrial planet atmospheres (both habitable and non-habitable)?	23
Category C Questions: Processes	24
C1. What processes/properties set the modes of atmospheric circulation and heat transport in exoplanets and how do these vary with system parameters?	24
C2. What are the key evolutionary pathways for rocky planets and what first-order processes dominate these?	25
C3. What types/which planets have active geological activity, interior processes, and / or continent-forming/resurfacing processes?	25
Data Requirements	26
Summary of data requirements	26
SAG15 Charter	27

SAG15 Timeline and Process

29

## SAG15 Membership

**Chair:** Daniel Apai, University of Arizona ([apai@arizona.edu](mailto:apai@arizona.edu))

**Members:**

Travis Barman, University of Arizona  
Alan Boss, Carnegie DTM  
James Breckenridge, Caltech  
David Ciardi, IPAC/Caltech  
Ian Crossfield, University of Arizona  
Nicolas Cowan, McGill University  
William Danchi, NASA GSFC  
Shawn Domagal-Goldman, NASA GSFC  
Caroline Morley, Lick Observatory  
Glenn Schneider, University of Arizona  
Nicolas Iro, University of Hamburg  
Stephen Kane, San Francisco State University  
Theodora Karalidi, University of Arizona  
James Kasting, Penn State University  
Ravikumar Kopparapu, NASA GSFC

Patrick Lowrence, IPAC/Caltech  
Avi Mandell, NASA GSFC  
Mark Marley, NASA Ames  
Michael McElwain, NASA GSFC  
Nikku Madhusudhan, Cambridge University  
Charley Noecker, JPL  
Peter Plavchan, Missouri State University  
Aki Roberge, NASA GSFC  
Leslie Rogers, University of Chicago  
Adam Showman, University of Arizona  
Arif Solmaz  
Philip Stahl, NASA MSFC  
Karl Stapelfeldt, JPL  
Mark Swain, JPL  
Margaret Turnbull, SETI Institute

**SAG15 Website:** <http://eos-nexus.org/sag15>

## Introduction

This report presents organized input from the international exoplanet community on science questions that can be answered by direct imaging missions.

For each science question we also explore the types and quality of datasets that are either required to answer the question or greatly enhance the quality of the answer. We also highlight questions that require or benefit from complementary (non-direct imaging) observations.

In preparing the report no specific mission architecture or requirements were assumed or advocated for; however, where obvious connections to planned or possible future mission existed there were identified. The report does not include discussion of biosignatures or planets transformed by life; but it does include discussion of the characterization of habitable zone earth-sized planets.

## Overview of science questions

Science Questions on Exoplanetary System Architectures & Population	Importance
A1. What is the diversity of planetary architectures? Are there typical classes/types of planetary architectures? How Common are Planetary Architectures resembling the Solar System?	
What are the distributions and properties of planetesimal belts and eco-zodiacal disks in exoplanetary systems and what can these tell about the formation and dynamical evolution of the planetary systems?	
A3. Are there natural classes of exoplanets and if so, what are these?	
A4. Question merged with A1	
Science Questions on Exoplanet Properties	Importance
B1. How do rotation periods and obliquity vary with orbital elements and planet mass/type?	
B2. Which rocky planets have liquid water on their surfaces?	
B3. What are the origins and composition of clouds and hazes in ice/gas giants and how do these vary with system parameters?	
B4. Which planets have large continents and oceans?	
B5. How do photochemistry, transport chemistry, surface chemistry, and mantle outgassing effect the composition and chemical processes in terrestrial planet atmospheres (both habitable and non-habitable)?	
Science Questions of Evolution and Processes that Change Exoplanets	Importance
C1. What processes/properties set the modes of atmospheric circulation and heat transport in exoplanets and how do these vary with system parameters?	
C2. What are the Key Evolutionary Pathways for Rocky Planets?	
C3. What types/which planets have active geological activity, interior processes, and /or continent-forming/resurfacing processes?	

## Discussion of Science Questions

The following sections provide a preliminary discussion of possible science questions for direct imaging missions. The questions are organized in three categories: Questions in Category A focus on the statistical assessment of the properties of exoplanetary systems. Questions in Category B focus on the understanding of specific exoplanets. Questions in Category C focus on understanding the details and importance of key processes by establishing causal relations between present-day properties and processes.

---

A1. What is the diversity of planetary architectures? Are there typical classes/types of planetary architectures? How common are Solar System-like planetary architectures?

*Contributors: Daniel Apai*

The term “planetary system architecture” is used here as a descriptor of the high-level structure of a planetary system as given by the stellar mass, the orbits and mass/nature of the planets, and the locations/mass of its planetesimal belts.

Understanding the diversity of planetary architectures is important for the following three reasons:

- 1) The diversity of planetary system architectures is expected to reflect the range of possible pathways of planetary system formation and evolution.
- 2) To understand how common are true Earth analogs we must understand how common are planetary systems with architectures similar to that of the Solar System.

Our current picture of planetary system architectures builds on five sources: 1) Solar System; 2) Data from transiting exoplanets, primarily Kepler, which probes the inner planetary systems (typically up to periods of approximately 1 year); 3) radial velocity surveys, which provide data on planets with masses typically larger than those accessible to Kepler observations, but some of which cover multi-year periods; 4) microlensing surveys, which are also sensitive to small rocky planets at intermediate periods, but provide a yet limited statistics; 5) direct imaging surveys: capable of probing giant exoplanets at semi-major axes of 8 au or longer.

Based on the extrapolation of the close-in exoplanet population detected by Kepler we do not yet have an efficient method to detect the majority of exoplanets (at intermediate to large periods, with masses comparable to Earth). ESA’s *Gaia* mission is expected to increase the census of known intermediate- to long-period giant planets by about ~3,000 new discoveries. In addition, the proper motion information for the Solar neighborhood will improve the identification and age-dating of co-moving stellar groups which, in turn, will greatly reduce the uncertainties in the giant planet mass—luminosity conversion used by ground-based direct exoplanet imaging surveys, improving the long-period giant planet occurrence rate estimates.

Furthermore, the gradually extending baselines and improving accuracy of radial velocity measurements will also further improve the occurrence rates for short and intermediate-orbit planets (most significantly for neptune-mass and larger planets).



In spite of these significant improvements the occurrence rates of the sub-neptune planets (including rocky and icy planets) at intermediate- to long-period orbits will remain largely unconstrained.

A direct imaging mission would be powerful in surveying low-mass planets at intermediate and long orbits ( $\sim 1$  to 30 au), establishing their orbits or constraining their orbital parameters, and measuring or deducing their masses and sizes.

Sub-questions:

- A) *What is the diversity of planetary architectures?* The statistical assessment of the occurrence rate and mass distribution of planets as a function of system parameters (e.g., stellar mass, composition) can constrain and/or verify planet formation models. The dispersion in different parameters (from selection effects-corrected data) can be used to quantify the diversity of the architectures.
- B) *Are there typical classes/types of planetary architectures?* If there are different typical planet formation or evolution pathways, these may lead to the emergence of different classes of planetary architectures (e.g., planetary systems with hot jupiters). The presence of classes of planetary systems may be identified as clustering in the multi-dimensional space that describes planetary architectures.
- C) *How common are Solar System-like planetary architectures?* The local density of the systems in the multi-dimensional parameter space describing planetary architectures at the location of the Solar System provides a measure of the occurrence rate of Solar System-like architectures. Furthermore, in this multi-dimensional parameter space distance-type metrics can be defined to reflect the similarity of planetary system architectures. Although non-unique, such metrics may be used to explore the frequency of systems as a function of distance from the Solar System to establish which nearby systems are the most similar to ours.

**Imaging Data Required:** *Optical or infrared imaging to identify the presence and location of planets in each system. Multi-epoch imaging (or complementary radial velocity or astrometry) is required to constrain orbital parameters.*

**Complementary Non-Imaging Data:**

- 1) *Radial velocity:* Constraints from radial velocity measurements can greatly reduce the number of direct imaging epochs required to establish the orbital elements of the planets. These measurements can also constrain or determine the mass of the target planets.
- 2) *Astrometry:* Constraints from radial velocity measurements can greatly reduce the number of direct imaging epochs required to establish the orbital elements of the planets. These measurements can also constrain or determine the mass of the target planets.
- 3) *Ground-based adaptive optics imaging:* These observations may be capable of discovering giant exoplanets and providing positions at additional epochs.
- 4) *Gaia Astrometry:* This dataset will provide orbital elements and masses for a large number of intermediate- to long-period gas giant planets, an important statistical context for the planets to be discovered by the direct imaging mission. Furthermore, for individual targets where the direct imaging mission and Gaia can both detect planets, an improved age estimate can be made for the system using giant planet evolutionary models.

**Questions to SAG15:**

- 1) How many epochs are required to establish orbital parameters?
- 2) To what accuracy should the orbital parameters be measured to?
- 3) What sample size (number of systems imaged) would be a) minimum required, or be b) optimally suited for answering this question?

**Additional Comments:**

*Comments from Telecon 2:*

SDG: There will be an upcoming white paper by Debra Fischer and colleagues on high-precision RV measurements that will be very relevant for this question.

SDG: Rather than identifying a complete understanding of planetary architectures (which may be impossible to achieve), we may want to identify specific hypotheses that should be tested. For example, a hypothesis on the transition between rocky planets and gas giants could have specific, testable predictions.

A2. What are the distributions and properties of planetesimal belts and exozodiacal disks in exoplanetary systems and what can these tell about the formation and dynamical evolution of the planetary systems?

*Contributors: Daniel Apai*

Direct imaging missions will provide spatially resolved images of exo-zodiacal disks, possibly composed of narrow and/or extended dust belts. In these belts dust is produced by minor body collisions and the dust belts are dynamically sculpted by the gravitational influence of star and the planets, grain-grain collisions, as well as radiation pressure (for reviews see, e.g., Wyatt 2008).

The distribution and properties of exo-zodiacal dust belts (or debris disks) are important as they provide information on:

- 1) The presence, orbits, and masses of embedded, yet unseen planets.
- 2) The orbits and masses of planets seen in the direct images, but for which orbits are not known.
- 3) The inclination of the disk/planet system.
- 4) Formation and evolution history of the system, including migration and orbital rearrangements of the planets.

**Current Knowledge:** Currently, large databases of bright debris disks are available for which *spatially unresolved thermal infrared observations* (spectral energy distributions or SEDs) are available. For a subset of disks *spatially resolved* scattered light or thermal emission images are available (see, e.g., Figure A2.1). For another handful of disks spatially and/or Doppler-resolved gas line detections are available (e.g., Moor et al. 2011, Kospal et al. 2013, Dent et al. 2014). Mid-infrared spectroscopy of solid state dust features and polarimetric imaging provide additional constraints on dust composition and disk structure (e.g., Perrin et al. 2015).

Detailed simulations of debris disk structures and disk-planet interactions provide predictions for the expected disk structures. In a large set of disks complex structures have been observed which have been explained via the influence of yet unseen planets; in a very small set of systems disks and planets have been observed together, providing an opportunity to study disk-planet interactions and to validate models.

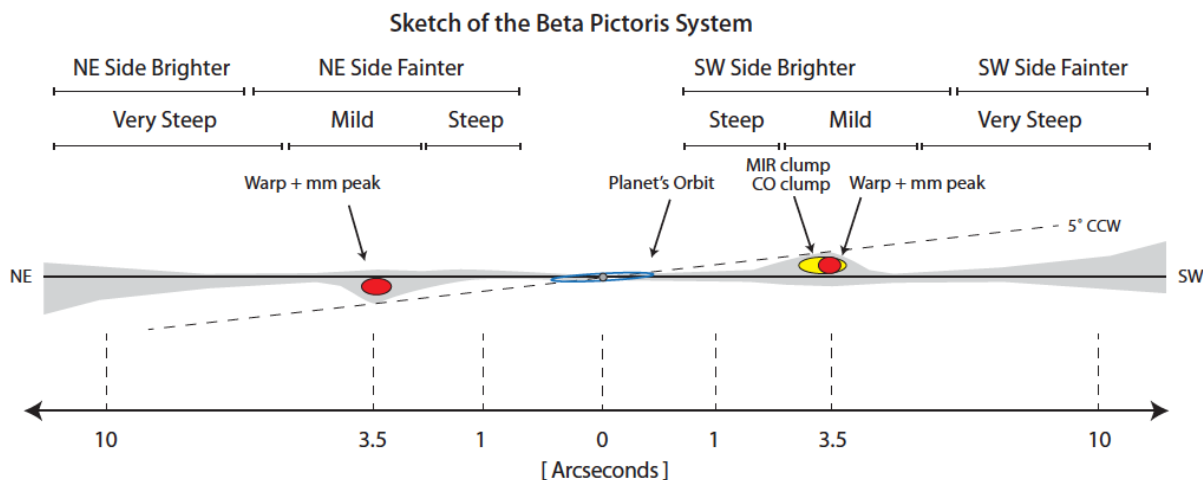
### Sub-questions:

**Complementary Data:** Exo-zodiacal disk studies will benefit from s


- 1) *WFIRST imaging of debris disks*: [input from WFIRST PS team?]
- 2) ALMA observations of cold debris disks:
- 3) LBTI observations of the warm debris:
- 4) JWST observations of warm debris disks:
- 5) Spitzer surveys of debris disks: Very large and homogeneously analyzed, unresolved debris disk surveys are available that provide a context for bright and massive debris disks as a function of stellar spectral type and age, and presence of known exoplanets (e.g., ).

**Questions to SAG15:**

- 1) What are the most compelling science questions to be answered through observations of dust belts / exozodiacal disk structures?
- 2) To what extent could the dust belt structures be used to: a) deduce the presence of lower-mass planets; b) provide constraints on the mass and eccentricity of the directly imaged planets in the system; or c) constrain the dynamical evolution of given planetary systems, i.e., through constraining possible migration histories?



**Figure 14.** Key structures in the  $\beta$  Pic system, as derived from multi-wavelength imaging.



**Figure A2.1:** Simulations of the structure of the edge-on debris disk around Beta Pictoris correctly predicted the location and mass of the perturber super-Jupiter Beta Pictoris b. This disk remains the best example of disk-planet interactions. Lower panel: HST/STIS coronagraphic image (blue), ALMA dust continuum (green), and ALMA CO gas emission (red) illustrate the complex structure of the disk (from Apai et al. 2015)

### A3. Are there natural classes of exoplanets and if so, what are these?

For centuries the planets in the Solar System provided a basic template for planet classification, based on their mass distribution and composition (“rocky planets”, “gas giants”, “ice giants”, “dwarf planets”). In the Solar System the mass/composition based classification also correlates with an alternative location-based definition and agrees with differences in the expected formation pathways (i.e., accretion of rock/iron; gas accretion to a rocky/icy core; gas-limited accretion to a rocky/icy core).

However, the diversity of exoplanets discovered revealed a greater diversity of exoplanets, including an apparently continuous planetary mass distribution, presence of planets of different sizes/compositions at very different orbits, and possibly multiple very different formation and evolutionary pathways.

Publications converged to ad hoc planet categories and adjectives (e.g., *by mass*: sub-earths, earths, super-earths, mini-neptunes, neptunes, saturns, jupiters, super-jupiter; *by temperature*: cold, warm, hot; *by formation*: exoplanet, planetary-mass companion, brown dwarf, ejected planet).

Planet formation and evolution pathways may lead to continuous spectra in planet mass, composition, temperature, and formation/evolution, in which case it is of limited use (or may be misleading) to distinguish different categories of exoplanets. On the other hand it is also possible or even likely that in a multi-dimensional space of planet properties strong clustering is present, providing natural new categories for planets.

Identifying the natural categories of planets can enhance the effectiveness of studies (by comparing similar objects).

### **Imaging Data Requirements:**

#### ***Complementary Non-Imaging Data:***

- 1) Radial velocity / Astrometry: Required for mass determination.
- 2) Transits: Statistics on short-period planets not accessible to direct imaging.

#### ***Additional Comments:***

*Comments from Telecon 2:*

Comments on Telecon 2:

SDG: We should also consider that, given also complementary measurements, which dimensions of the description of planetary architectures are important and which are not probed sufficiently by existing/future measurements, i.e., prioritize dimensions that are important and unexplored.

SK: We should consider dynamical constraints, such as mean-motion resonances, on the N-dim parameter space, as the dynamical information can be important for understanding the systems.

SK: A related question: are compact planetary systems extremely common? There are some biases and intriguing trends in the existing transit-based data that could be verified with direct imaging.

---

A4.

*Contributors: Daniel Apai*

*Needs more discussion:*

The Solar System may in many ways differ from typical planetary systems. Which parameters are relevant for this question?

*Comments from Telecon 2:*

SK? : Jupiter analogs are becoming detectable and this question (at least frequency of Sun-Jupiter pairs) will be answered relatively soon.

DA: There are many parameters that could be used to determine the similarity of a given planetary system and the Solar System; not clear which are more important than others for our purposes and how to weight them.

Consensus: We will need to better define this question.

*Summary of discussion in Telecon 3 (see Telecon 3 Minutes on SAG15 website for more details):*

Question was rephrased as “How Common Are Planetary Architectures resembling the Solar System”?

Very important constraints will be placed on this question by Kepler, K2, RV surveys, GAIA, ALMA, LBTI, and WFIRST-Microlensing. However, each of these will be sensitive to only certain types of planets in certain systems, i.e., not clear that the science question above can be fully addressed by combining heterogeneous constraints from different missions.

A careful discussion is required to evaluate the whether this question will/should be important for a future large direct imaging mission and if so, what will be the available complementary data.

Complementary Observations: Kepler, K2, RV surveys, ALMA, LBTI, GAIA, and WFIRST-Microlensing

Type of Data from Direct Imaging Mission:

## Category B: Questions on Exoplanet Properties

B1. How do rotational periods and obliquity vary with orbital elements and planet mass/type?

Contributors: Daniel Apai, Nicolas Cowan

A planet's rotational state refers to both its obliquity and frequency, or equivalently period. Planetary rotation constrains the formation and angular momentum evolution of a planet, especially when comparing statistical samples of diverse planets. Moreover, the rotation of a given planet impacts its climate through diurnal forcing and Coriolis forces, and contributes to magnetic field generation.

Yang et al. (2013, 2014) showed that the rotation period of temperate terrestrial planets changes the inner boundary of the habitable zone by a factor of 2 in insolation. Planetary magnetic fields, on the other hand, may be important shields against atmospheric loss. The rotational state of temperate terrestrial planets directly impacts their habitability.

**Current status and methods:** As of now rotation periods for planets and exoplanets have been determined through four different methods:

- a) The dayside map of HD 189733b suggests that this hot Jupiter has zero obliquity (Majeau et al. 2012, de Wit et al. 2012). Although the eastward offset of the hotspot observed on most hot Jupiters (Knutson et al. 2007, 2009, 2012, Crossfield et al. 2010, Cowan et al. 2012) is consistent with equatorial super-rotation on a synchronously-rotating planet (Showman & Guillot 2002), but also with slower winds on a non-synchronous planet (Rauscher & Kempton 2014). In fact, there is a complete degeneracy between the rotation of a gaseous exoplanet and its winds (Cowan & Agol 2011a).
- b) Magnetic field period? I think this is how Jupiter's rotation is defined...
- c) *Absorption line width measurements* for directly imaged giant exoplanets (Beta Pictoris b: Snellen et al. 2014). Similar studies for rotational line broadening have been carried out successfully for brown dwarfs (e.g., ). In order to convert the  $v \sin i$  into a rotation period, one must know the planet's radius. This method is therefore well-suited for brown dwarfs and giant planets, which are all roughly the size of Jupiter, but could prove problematic for low-mass directly-imaged planets of unknown radius.
- d) *Rotational photometric/spectroscopic modulations* in hemisphere-integrated light for directly imaged exoplanets (Fig. B1.2, Zhou et al. 2016) and planetary-mass brown dwarfs (Biller et al. 2015). Observations of brown dwarfs (planetary mass and more massive), good analogs for directly imaged exoplanets. These observations showed that low-level (~1%) rotational modulations in thermal emission are common (e.g., Buenzli et al. 2014; Metchev et al. 2015), and can be used to measure or constrain rotational periods (e.g., Artigau et al. 2009, Radigan et al. 2012, Apai et al. 2013). Reflected-light observations of Solar System giant planets demonstrated that rotation periods can be measured (e.g., Jupiter: Karalidi et al. 2015; Neptune: Simon et al. 2016).

The latter two techniques may be both applicable for exoplanets directly imaged with next-generation space telescopes. While method b requires high spectral resolution and provides Doppler information, method c requires only high signal-to-noise time-resolved photometry and not strongly wavelength-dependent .



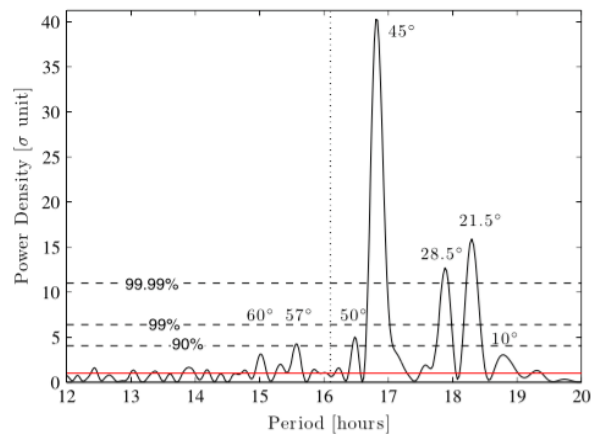


Figure XX: Whitenened power spectrum from 50-day-long Kepler monitoring of hemisphere-integrated reflected light Neptune, with the most significant peak corresponding to the rotation period. Numbers above some peaks indicate the latitudes on Neptune corresponding to that rotation period based on the zonal velocities. From Simon et al. (2016).

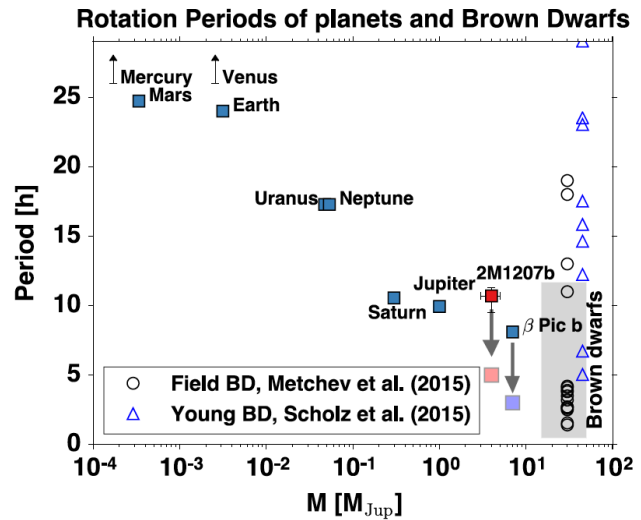


Figure XX: Rotation periods provide insights into the properties and formation of planets. A comparison of Solar System planets, directly imaged exoplanets, and brown dwarfs reveals a characteristic mass-dependent rotation rate for massive planets. The arrows shows the expected spin-up due to gravitational contraction. From Zhou et al. (2016).

**Earth observations:** In addition, to exoplanet observations, considerable effort was put into exploring time-revolved observations of Earth, as exoplanet analog. The

Researchers have used simulated disk-integrated brightness variations of Earth to demonstrate estimate its rotational period, even in the presence of time-varying clouds (Pallé et al. 2008; Oakley & Cash 2009). Likewise, such observations spanning multiple orbital phases constrain obliquity (Kawahara & Fujii 2010, 2011; Fujii & Kawahara 2012, Schwartz et al. 2016, Kawahara 2016). Schwartz et al. (2016) showed that although both latitudinal and longitudinal able inhomogeneities contribute to the obliquity signal, the latter contains more information. In principle, the amplitude modulation of rotational variations at only three orbital phases uniquely identifies a planet's obliquity vector (the obliquity and its orientation with respect to the observer's line of sight). Taking the complementary — frequency modulation — approach, Kawahara (2016) showed that modest signal-to-noise observations spanning most of a planet's orbit could also constrain a planet's obliquity, even if one is agnostic of the planet's albedo map.

**Other Solar System planet observations:** Neptune (Simon et al. 2016), Jupiter (Karlidi et al. 2015).

### Science cases and Considerations for different planet types:

**Gas and Ice Giant Exoplanets:** Non-axisymmetrically distributed condensate clouds and hazes (photochemical or other origin) will introduce rotational modulations, both in reflected and in [thermal emission](#) (e.g., Simon et al. 2016). In addition, polarimetric modulations introduced by light scattering on heterogeneously distributed dust/haze grains may also be detectable. The

rotation periods of gas/ice giants may be useful for constraining their formation/evolution (e.g., Tremaine 1991).

***Atmosphere-less Rocky Planets (“Super-Mars”):*** Rocky planets with very thin or no atmosphere may exist, perhaps as a result of extensive atmospheric loss due to evaporation (Hot Super-Mars), stellar wind stripping, or impact stripping. At pressures lower than water’s triple point (6 mbar) liquid water is not stable, even if the planet is otherwise Earth-sized and it is in the habitable zone. For these planets establishing rotational periods may provide insights into the mechanism that led to the complete atmospheric loss.

While atmosphere-less rocky planets would not be suitable for direct measurements of their rotational periods through method *b* (absorption line width measurements), significant features at the rocky surface would introduce photometric rotational modulations that would be suitable for characterization through method *c*.

***Habitable Planets (Earth-sized or Super-Earths):*** Rotation periods are important for climate and atmospheric circulation models of habitable planets; for constraining diurnal temperature modulations; and for constraining current and past magnetic field strengths and, indirectly, constraining the atmospheric loss that may have occurred on these planets.

Ongoing observations by the Earth-observing EPIC camera (Kane et al. ) will provide an important demonstration of the technique.

***Hazy Atmospheres:*** Planets with thick haze layer will pose a challenge for rotational signal using methods *b* and *c*. [NBC: Why do hazes pose problems for high-resolution spectroscopy? They should still probe molecules above the hazes.] Because haze particles — by definition — are small ( $\sim 0.01 \mu\text{m}$ ), their residence time in the atmosphere will be much longer than the rotational period ( $t_{\text{res}} \gg P$ ), which will result in featureless haze layers. As haze particles can be generated at smaller pressure levels and will settle down much slower than larger particles produced by condensation, the featureless haze layers — if optically thick — will mask any heterogeneous condensate cloud structure as well as any surface structures. Similarly, optically thick haze layers may cover or weaken the rotationally broadened line profiles in the atmospheres, also limiting the use of Doppler techniques. Therefore, planets enshrouded in thick haze layers are not well suited for rotational studies.

[NBC: I think it would be better to unify the terrestrial and gas giant paragraphs throughout this report. The techniques are not actually any different, and keeping them united helps motivate the work we do on giant planets as testbeds for what we eventually hope to achieve with smaller worlds.]

**Obliquity for Earth-like planets and for planets with quasi-permanent features :** [methods have been developed for both longitudinal and latitudinal albedo markings]: The obliquity of habitable planets has a major impact on the seasonal and diurnal temperature variations and on their climate in general. Obliquity is much more difficult to determine than the directly observable rotational rate. However, simulated observations demonstrate that it is possible to determine this quantity from high signal-to-noise reflected light lightcurves obtained at multiple orbital phases.

**Obliquity for gas giants:** For gas giants (with well-constrained radius) combining the rotational period determined from rotational modulations with radial velocity information (line broadening due to rotation) allows constraining or deriving the inclination of the planet (e.g.,

Allers et al. 2016). Amplitude and frequency modulation of reflected light rotational variation (Schwartz et al. 2016; Kawahara 2016), Fourier spectrum or polarimetry of thermal emission (de Kok et al. 2011; Cowan et al. 2013).

**Complementary Observations:** Need planetary radius in order to convert rotational broadening into a rotational period. However, if the goal is to know the Coriolis forces, then rotational broadening is sufficient. For the photometric methods that produce a period estimate, on the other hand, the diurnal forcing pops out for free, while the Coriolis forces again require the planetary period. So in general I would say that rotational information is most useful when combined with radius estimates. No complementary observations are required for science results from rotational period measurements, but observations constraining the planetary orbits may be combined with the obliquity and rotational period to constrain the formation history of low-mass planets. Planet mass measurements from radial velocity or astrometry, or gravitational interactions between the planets, can be combined with rotational periods to determine the angular momenta of the giant planets, which may be useful for constraining their accretion history.

**Data Required:**

Open Questions to SAG15:

- 1) *How important are rotation periods for different types of planets?*
- 2) *To what accuracy should rotation periods be determined? This is ill-defined unless one specifies the expended rotation period a priori. The max dwell time sets an upper limit on the period one can be sensitive to (would like to see >1.5 full rotations), while the exposure time sets a lower limit on the rotation period (need >5 exposures per rotation).*
- 3) *Connection between planet formation/evolution and angular momentum (Tremaine 1991; Dones & Tremaine 1993; Kokubo & Ida 2007; Miguel & Brunini 2010; Schlichting & Sari 2007)*
- 4) *Connection between rotation period - magnetic field - stellar wind: implications for atmospheric loss for habitable planets (variety of papers by UR Christensen about scaling laws between planetary mass, rotation, and magnetic dynamo)*

B2. Which rocky planets have liquid water on their surfaces? Which planets have continents and oceans?

Water is not a biosignature itself, but the presence of liquid water is required for life as we know it. And life as we know it is probably the only kind of life that we may be able to identify remotely. Liquid water is not the only factor required for planetary habitability, but it is arguably the most important one.

The presence of liquid surface water may be constrained through different measurements, including atmospheric spectroscopy; rotational phase mapping; presence of clouds composed of liquid water droplets.

The traditional habitable zone (HZ) is defined in terms of surface liquid water (Kasting et al. 1993). Three distinct methods have been proposed to search for liquids on the surface of a planet.

**Rotational color variability** (Ford et al. 2001; Cowan et al. 2009; Kawahara & Fujii 2010, 2011; Cowan et al. 2011). Oceans are darker and have different colors than other surface types on Earth, so the time variations in color of a spatially unresolved planet can betray the presence of liquid water oceans. This method relies on there being longitudinal inhomogeneities in the planet's surface composition.

**Polarization** (Zugger et al. 2010, 2011). Oceans are smoother than other surface types and thus polarize light. For idealized scenarios, the phase variations in polarization are significant, but the same authors found that in practice the effect of oceans is masked by Rayleigh scattering, clouds and aerosols. Observations of polarized Earthshine, however, imply that rotational variations in polarization may be useful in detecting oceans (Sterzik et al. 2012).

**Specular reflection** (Williams & Gaidos 2008; Robinson et al. 2010). Oceans are also able to specularly reflect light, especially at crescent phases. The signal-to-noise requirements for phase variations are not as stringent as for rotational variations since the integration times can be much longer: weeks instead of hours. However, Robinson et al. (2010) showed that clouds not only mask underlying surfaces, but forward scattering by clouds mimics the glint signal at crescent phases, while atmospheric absorption and Rayleigh scattering mask the glint signature. They proposed using near-infrared opacity windows to search for glint, but this would only be possible if the effects of clouds could be accurately modeled for exoplanets. However, Cowan, Abbot & Voigt (2012) showed that crescent phases statistically probe the least-illuminated and hence coldest regions of a planet, insofar as these planets have ice and snow in their coldest latitudes, then this latitude albedo effect acts as false positive for ocean glint.

Liquid water is a “habitability signature”. Establishing which habitable zone planets have liquid water on their surfaces provides an important context for EXOPAG SAG16, which focuses on biosignatures, but will rely on SAG15 for habitability signatures and characterization of habitable planets.

Although the faces of extrasolar planets will not be spatially-resolved in the foreseeable future, their rotational and orbital motions produce detectable changes in color and brightness.

Ford, Seager & Turner (2001) used simulations of Earth to show that the changing colors of its disk-integrated reflected light encode information about continents, oceans, and clouds. The inverse problem—inferring the surface geography of a planet based on time-resolved photometry—is much more daunting than the forward problem and at first blush looked intractable.

Much progress has been made on the “exo-cartography” inverse problem since the seminal work of Ford, Seager & Turner (2001). The rotational *color* variations of a planet can be used to infer the number, reflectance spectra, and longitudinal locations of major surface types (Cowan et al. 2009, 2011; Cowan & Strait 2013). Meanwhile, the rotational and orbital color variations of an unresolved planet can be analyzed to create a 2-dimensional multi-color map—equivalently a 2D map of known surfaces (Kawahara & Fujii 2010, 2011; Fujii & Kawahara 2012).

Possible methods to identify liquid water on the surface of a potentially habitable planet:

- 1) Test whether partial pressure of water vapor reaches saturation.
- 2) Identify clouds made of liquid water droplets (and not water ice).
- 3) Detection of “glint”: specular reflection on liquid water surface under conditions when the most probable liquid is water.

Comments from SAG15 Team / Telecon 2:

From Jim Kasting:

The key question for me concerns the availability of liquid water on the surfaces of rocky planets orbiting other stars. Water is not a biosignature itself, but the presence of liquid water is required for life as we know it. And life as we know it is probably the only kind of life that we may be able to identify remotely. Liquid water is not the only factor required for planetary habitability, but it is arguably the most important one.

Related observables: 1) orbital distance. It is critical to determine the semi-major axes of rocky exoplanets because this plays a key role in determining whether they can support liquid water on their surfaces. Note that this likely requires multiple revisits to each planetary system of interest. On TPF-C, we assumed 5-6 revisits per system. 2) Gaseous CO<sub>2</sub> and H<sub>2</sub>O. Both of these gases are potentially observable at near-IR wavelengths. CO<sub>2</sub> is even easier to observe in the thermal-IR, but that requires a different kind of direct imaging mission.

Other comments:

Consensus: Important question.

Multiple people: Presence of water may be constrained through measurements other than atmospheric spectroscopy; rotational phase mapping, for example, could be important.

RK: Determining P-T profile and presence of water clouds would also be important/ useful.

SDG: This question connects well to SAG16, where we study biosignatures. Liquid water on the planetary surface is a habitability signature, which is not studied in SAG16; SAG16 will rely on SAG15 for this context.

Analysis of simulated eco-earth observations was used to demonstrate that rotational phase mapping (time-resolved observations of hemisphere-integrated reflected light from the planet) can reveal the types and distribution of surfaces. Equipped with additional data on the color/

spectra of the features and the physical conditions on the planetary surface may be used to identify surface features as oceans and continents.

Questions to SAG15:

---

B3. What are the origins and composition of clouds and hazes in ice/gas giants and how do these vary with system parameters??

All Solar System planets with an atmosphere harbor cloud and/or haze layers. Clouds and hazes influence the pressure-temperature structure of the atmosphere, its emission and transmission spectrum, the albedo of the planets. Clouds and hazes may also be used as tracers to characterize atmospheric dynamics (circulation, mixing, turbulence).

Presence of haze or cloud layers may also mask the presence of specific atmospheric absorbers even if present at large abundances at pressures higher than the particle layer.

Exoplanets are expected to harbor a large variety of condensates and haze-forming particles that may be important and/or observable with future direct imaging missions.

Understanding the composition of cloud- and haze-forming particles is an important step in developing physical/chemical models for exoplanets.

**Questions to SAG15:**

- 1) What data can constrain particle size distribution, pressure levels, composition?
- 2) What fundamental parameters (composition, temperature, surface gravity?) are expected to have significant impact on cloud/haze formation and properties?

*Notes: Question revised in Telecon 3. Additional, related question (B5) added.*

---

B5. How do photochemistry, transport chemistry, surface chemistry, and mantle outgassing effect the composition and chemical processes in terrestrial planet atmospheres (both habitable and non-habitable)?

Authors: Daniel Apai, Nick Cowan

Answering this question will also provide a context for interpreting biosignatures in habitable planets discussed in SAG16.

Question added in Telecon 3.

Question to SAG16:

*1) What planetary constraints are important for the interpretation of biosignatures?*

Earth has a unique surface character among Solar System worlds. Not only does it harbor liquid water, but also large continents. An exoplanet with a similar appearance would remind us of home, but it is not obvious whether such a planet is more likely to bear life than an entirely ocean-covered waterworld—after all, surface liquid water defines the canonical habitable zone. Recent work suggests that 1) Earth's bimodal surface character is critical to its long-term climate stability and hence is a signpost of habitability (Abbot, Cowan & Ciesla 2012; Foley 2015), and 2) we will be able to constrain the surface character of terrestrial exoplanets with next-generation space missions (Ford, Seager & Turner 2001 ...recent stuff by Cowan, Fujii, Kawahara). Recent reviews of geochemical cycling: Cowan (2015), Foley & Driscoll (2016).



## Category C Questions: Processes

C1. What processes/properties set the modes of atmospheric circulation and heat transport in exoplanets and how do these vary with system parameters?

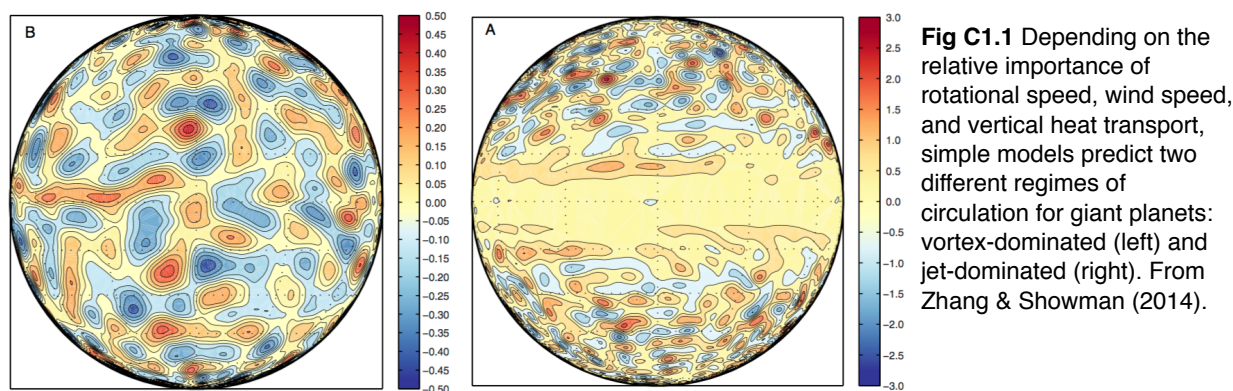
Atmospheric circulation plays a key role in redistribution energy in exoplanets' atmospheres. Depending on wind speed, rotational velocity, insolation, latent heat released during condensation, and other system parameters a range of atmospheric circulation regimes are expected on planets that can be studied with direct imaging missions.

For potentially habitable exoplanets atmospheric circulation will determine the day-night heat differential and the equator-pole temperature difference. Understanding the presence and size of Hadley cells can also provide important insights into how water vapor (or other condensibles) may be distributed in habitable planets.

Understanding atmospheric circulation in habitable exoplanets is an important component in establishing a correct climate model for them.

As of now, atmospheric circulation has been probed in the Solar System planets and a small sample of hot jupiters and brown dwarfs. Lower-mass exoplanets remain unexplored.

Using time-resolved observations and rotational phase mapping techniques atmospheric circulation may be constrained.



### Questions to SAG15:

- 1) To what level can the atmospheric circulation be constrained for different types of planets?
- 2) What hypotheses / toy circulation models should be tested for gas giants?
- 3) What hypotheses / toy circulation models should be tested for habitable super-earths / earths?
- 4) What data type and cadence is required or best suited for characterizing circulation?



---

C2. What are the key evolutionary pathways for rocky planets and what first-order processes dominate these?

From Nick Cowan: WHY DO PLANETS TURN OUT THE WAY THEY DO? In other words, which aspects of planet formation (mass, spin, composition) impact which aspects of planetary atmospheres and climate? This is a classic nature vs nurture problem. Maybe the most important determinant of a planet's evolution is the final major impact, or its star's UV flux, or maybe it is the planet's volatile content... or maybe it is first-order stochastic with only second-order correlations to the factors above. Another way to think about the effect of nurture is the extent to which planets exhibit hysteresis. If Earth and Venus traded locations, would the new cooler Venus end up looking more Earth-like in the long run, and vice versa.

Stephen Kane: The evolution is perhaps understood as "Atmospheric evolution".

However, there are lot of important differences between Earth and Venus beyond their location in the Solar System: their rotational periods and magnetic fields are very different.

We should make it clear that the focus is on fundamental, important parameters. We could rephrase the question as "What are the first order effects that determine evolutionary pathways?" Perhaps just irradiation is important, but maybe also composition, etc.

---

C3. What types/which planets have active geological activity, interior processes, and /or continent-forming/resurfacing processes?

Planetary interior processes and geological activity play an important role in coupling Earth's atmosphere to its crust and providing a long-term stabilizer for Earth's climate. Developing reliable climate models to determine the habitability of potentially habitable planets will likely require assumptions on geological activity and the level of coupling between the planet's crust and atmosphere.

Interior processes are obviously very difficult to probe via low signal-to-noise and spatially unresolved remote sensing.

Possible ideas includes:

- 1) Detection of atmospheric absorbers that can be attributed to volcanic release, and deducing the level of volcanic activity.
- 2) Using land-mass distribution to place constraints on continent-forming processes.
- 3) Other methods?

## Data Requirements

This section identifies the type and quality of data ideal or required to answer the individual science questions discussed in Section 2.

### Summary of data requirements

Science Questions	Optical			Near-Infrared			Mid-IR		Num. Targets
	Phot.	Spec.	Pol.	Phot.	Spec.	Pol.	Phot.	Spec.	
A1									
A2									
A3									
A5									
B1									
B2									
B3									
B4									
C1									
C2									
C3									
C4									

## SAG15 Charter

Future direct imaging missions may allow observations of flux density as a function of wavelength, polarization, time (orbital and rotational phases) for a broad variety of exoplanets ranging from rocky sub-earths through super-earths and neptunes to giant planets. With the daunting challenges to directly imaging exoplanets, most of the community's attention is currently focused on *how* to reach the goal of exploring habitable planets or, more specifically, how to search for biosignatures.

Arguably, however, most of the exoplanet science from direct imaging missions will not come from biosignature searches in habitable earth-like planets, but from the studies of a much larger number of planets *outside* the habitable zone or from planets within the habitable zone that do not display biosignatures. These two groups of planets will provide an essential context for interpreting detections of possible biosignatures in habitable zone earth-sized planets.

However, while many of the broader science goals of exoplanet characterization are recognized, there has been no systematic assessment of the following two questions:

- 1) What are the most important science questions in exoplanet characterization *apart* from biosignature searches?
- 2) What type of data (spectra, polarization, photometry) with what quality (resolution, signal-to-noise, cadence) is required to answer these science questions?

We propose to form SAG15 to identify the key questions in exoplanet characterization and determine what observational data obtainable from direct imaging missions is necessary and sufficient to answer these.

The report developed by this SAG will explore high-level science questions on exoplanets ranging from gas giant planets through ice giants to rocky and sub-earth planets, and — in temperatures — from cold (~200 K) to hot (~2,000 K). For each question we will study and describe the type and quality of the data required to answer it.

For example, the SAG15 could evaluate what observational data (minimum sample size, spectral resolution, wavelength coverage, and signal-to-noise) is required to test that different formation pathways in giant planets lead to different abundances (e.g. C/O ratios). Or the SAG15 could evaluate what photometric accuracy, bands, and cadence is required to identify continents and oceans in a habitable zone Earth-sized or a super-earths planet. As another example, the SAG15 could evaluate what reflected light data is *required* to constrain the fundamental parameters of planets, e.g. size (distinguishing earth-sized planets from super-earths), temperature (cold/warm/hot), composition (rocky, icy, gaseous), etc.

SAG15 will not attempt to evaluate exoplanet detectability or specific instrument or mission capabilities; instead, it will focus on evaluating the *diagnostic power* of different measurements on key exoplanet science questions, simply adopting resolution, signal-to-noise, cadence, wavelength coverage as parameters along which the diagnostic power of the data will be studied. Decoupling instrumental capabilities from science goals allows this community-based effort to explore the science goals for exoplanet characterization in an unbiased manner and in a depth beyond what is possible in a typical STD.

EXOPAG SAG15 Draft Report – Feb 5, 2016

We envision the SAG report to be important for multiple exoplanet sub-communities and specifically foresee the following uses:

- 1) Future STD teams will be able to easily connect observational requirements to missions to fundamental science goals;
- 2) By providing an overview of the key science questions on exoplanets and how they could be answered, it may motivate new, dedicated mission proposals;
- 3) By providing a single, unified source of requirements on exoplanet data in advance of the Decadal Survey, the science yield of various missions designs can be evaluated realistically, with the same set of assumptions.

Our goal is to carry out this SAG study by building on both the EXOPAG and NExSS communities.

We aim to complete a report by Spring 2017 and submit it to a refereed journal, although this timeline can be adjusted to maximize the impact of the SAG15 study for the ongoing and near-future STDs and other mission planning processes.

***Synergy with a potential future SAG proposed by Shawn Domagal-Goldman:*** While the SAG proposed here will include studies of habitable zone rocky planets, it will focus on planets without significant biological processes. A future SAG may be proposed by Shawn Domagal-Goldman to explore biosignatures; if such a SAG is proposed, we envision a close collaboration on these complementary, but distinct problems.

## SAG15 Timeline and Process

This section records the SAG15 timeline and explains how the report was assembled and identifies the methods through which community input was solicited and collected.

SAG15 Website: <http://eos-nexus.org/sag15>

*Telecon 1:* December 15, 2016 ([Minutes](#))

*Telecon 2:* March 2, 2016 ([Minutes](#))

*Telecon 3:* April 6, 2016 ([Minutes](#))

The minutes, agenda, documents, and slides for each telecon are available at the SAG15 website: <http://eos-nexus.org/sag15/>